

Scaled data based on original data using
LM-79-08 Approved Method: Electrical and Photometric Measurements of Solid-
State Lighting Products

Test Report Prepared for
Cooper Lighting Solutions
(formerly Eaton)

Brand: McGRAW-EDISON

Report Number: P386637

Luminaire Tested: **GWC-SA2B-750-U-SL2**

Issue Date: 3/3/2020

Test Information

Test Method: LM-79-08
Report Number: P386637
TEST IS SCALED FROM IESNA LM-79-08 TEST DATA (G2-1903-205-20)
Test Lab: INNOVATION CENTER
Issue Date: 3/3/2020
Manufacturer: COOPER LIGHTING SOLUTIONS (FORMERLY EATON)
Product Line: MCGRAW-EDISON
Catalog Number: GWC-SA2B-750-U-SL2
Description: GALLEON WALL LUMINAIRE
(2) 70 CRI, 5000K, 800mA LIGHTSQUARES WITH 16 LEDS EACH AND TYPE II SPILL
LIGHT ELIMINATOR OPTICS
Light Source: -
Ballast/Driver: ELECTRONIC DRIVER

Summary

Lumens per Lamp: N/A
Luminaire Lumens: 11683 lumens
Efficiency: N/A
Efficacy: 135.8 lumens/watt
Luminous Opening: Rectangular (W 1' x L: 0.5' x H: 0')
IES Classification: Type III - Medium
BUG Rating: B2 - U0 - G3

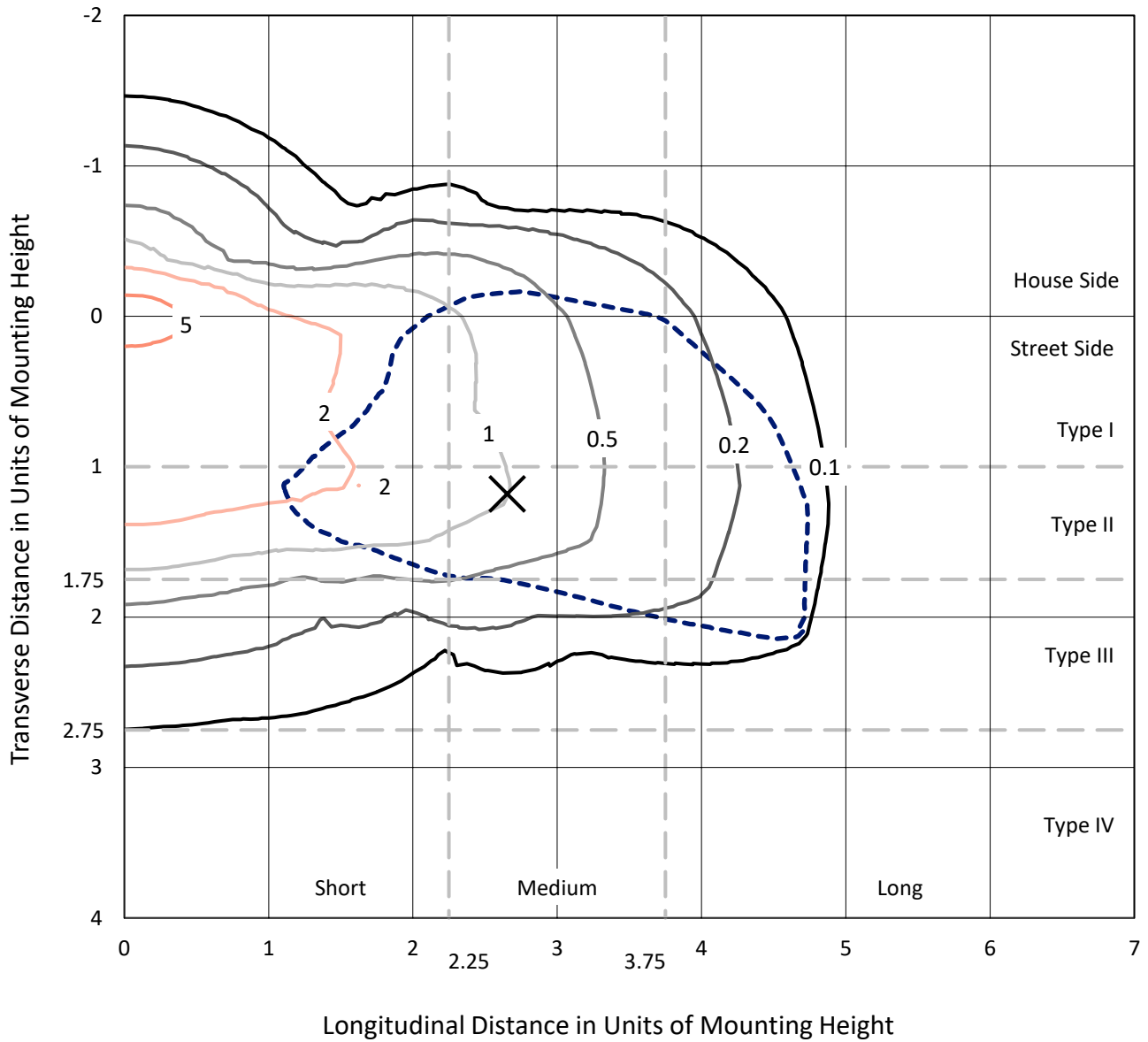
Input Watts (W): 86
Input Voltage (V): NR
Input Current (Ain): NR
Voltage Rise (V): NR
Power Factor: NR
Total Harmonic Distortion (THDi): NR
Frequency (hertz): 60
Stabilization Time: NR
Operation Time: NR
Ambient Temperature (°C): NR
Test Distance: 24 FT



REPORT NUMBER: P386637
 CATALOG NUMBER: GWC-SA2B-750-U-SL2

Iso-Footcandle Lines of Horizontal Illumination

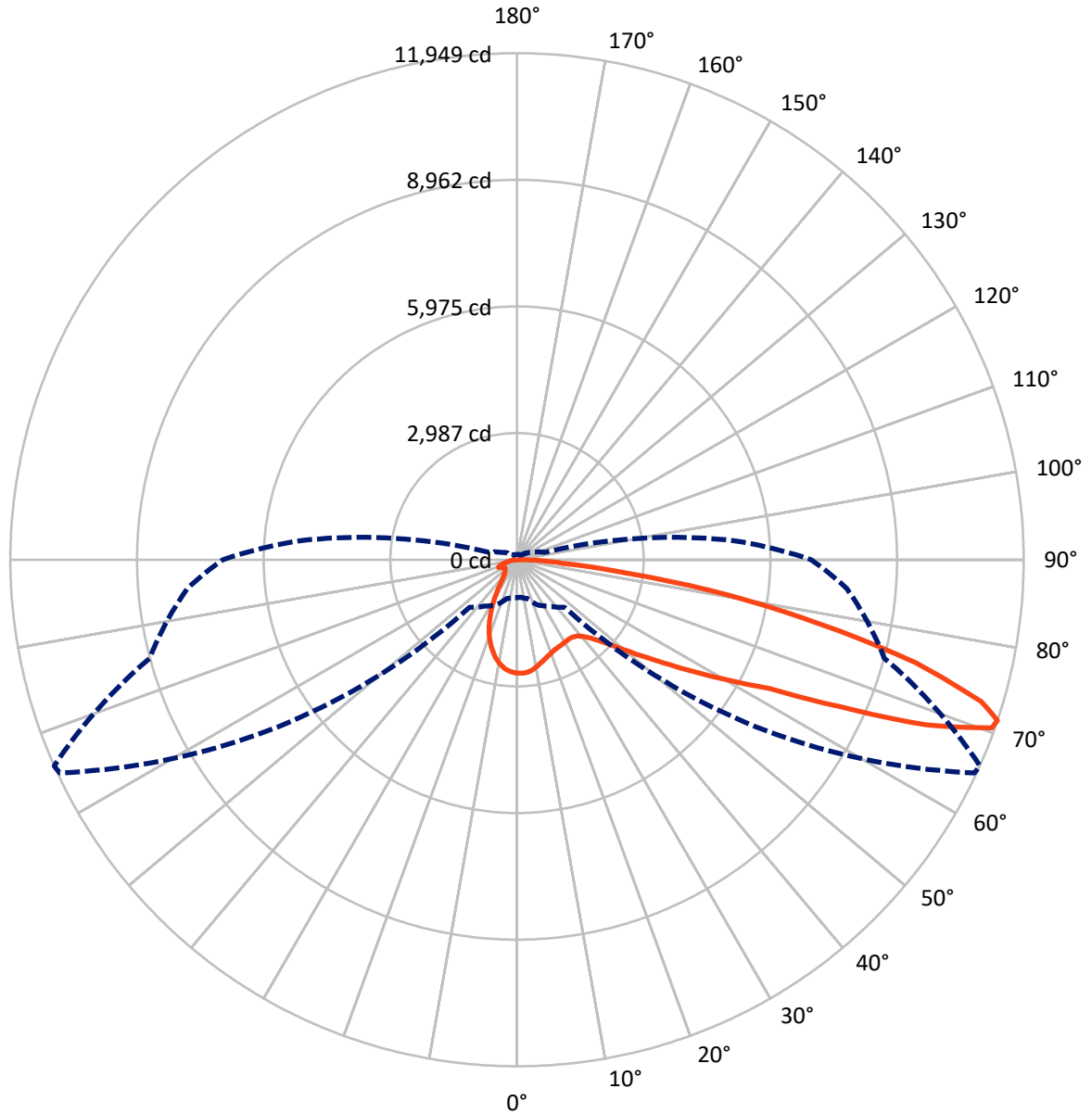
✕ Max cd
 - - - 1/2 Max cd



Based on 20 foot mounting height. Maximum calculated value = 6.7 fc
 Type III - Medium - N/A

REPORT NUMBER: P386637
CATALOG NUMBER: GWC-SA2B-750-U-SL2

Luminous Intensity Polar Plot



— Vertical Plane Through 66-Deg Lateral - - - Horizontal Cone Through 71-Deg Vertical



REPORT NUMBER: P386637

CATALOG NUMBER: GWC-SA2B-750-U-SL2

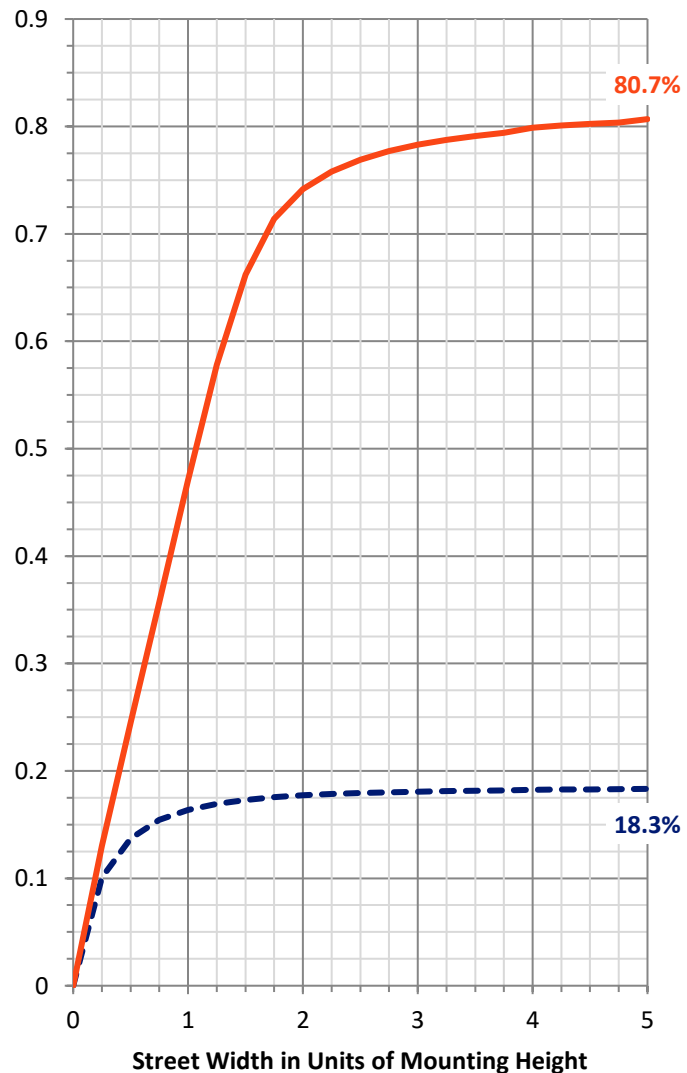
FLUX DISTRIBUTION:

		Downward	Upward	Total
House Side	Lumens	2165.2	0.0	2165.2
	% Fixture	18.5	0.0	18.5
Street Side	Lumens	9517.8	0.0	9517.8
	% Fixture	81.5	0.0	81.5
Total	Lumens	11683.0	0.0	11683.0
	% Fixture	100.0	0.0	100.0

ZONAL LUMENS:

Zone	Lumens	% Fixture
0°-10°	235.6	2.0
10°-20°	565.0	4.8
20°-30°	759.0	6.5
30°-40°	998.4	8.5
40°-50°	1452.4	12.4
50°-60°	2268.9	19.4
60°-70°	2842.1	24.3
70°-80°	2167.9	18.6
80°-90°	393.7	3.4
90°-100°	0.0	0.0
100°-110°	0.0	0.0
110°-120°	0.0	0.0
120°-130°	0.0	0.0
130°-140°	0.0	0.0
140°-150°	0.0	0.0
150°-160°	0.0	0.0
160°-170°	0.0	0.0
170°-180°	0.0	0.0
0°-90°	11683.0	100.0
0°-180°	11683.0	100.0

Coefficient of Utilization



REPORT NUMBER: P386637

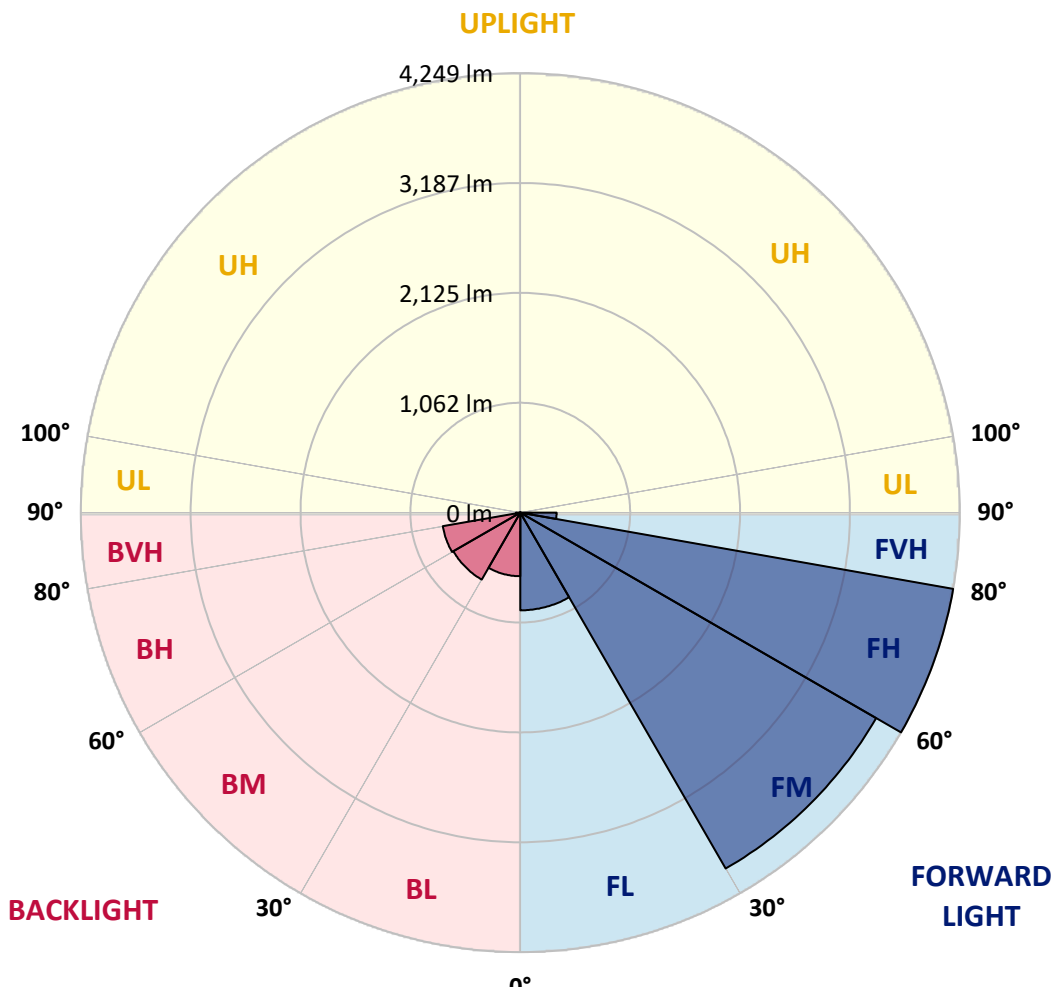
CATALOG NUMBER: GWC-SA2B-750-U-SL2

LUMINAIRE CLASSIFICATION SYSTEM LUMEN TABLE AND BUG RATING:

Zone	Lumens	% Fixture	Zone Rating/Lumen Limit		
			B	U	G
FL (0°-30°)	944.7	8.1			
FM (30°-60°)	3972.8	34.0			
FH (60°-80°)	4249.2	36.4			G2/5000
FVH (80°-90°)	351.1	3.0			G3/500
BL (0°-30°)	614.9	5.3	B2/1000		
BM (30°-60°)	746.9	6.4	B1/1000		
BH (60°-80°)	760.8	6.5	B2/1000		G2/1000
BVH (80°-90°)	42.6	0.4			G1/100
UL (90°-100°)	0.0	0.0		U0/0	
UH (100°-180°)	0.0	0.0		U0/0	

BUG Rating: B2-U0-G3

Type III Medium





REPORT NUMBER: P386637

CATALOG NUMBER: GWC-SA2B-750-U-SL2

CANDELA DISTRIBUTION (FULL):

	0°	5°	15°	25°	35°	45°	55°	65°	66°	75°	85°
0°	2676.3	2676.3	2676.3	2676.3	2676.3	2676.3	2676.3	2676.3	2676.3	2676.3	2676.3
2.5°	2626.7	2622.7	2634.8	2647.3	2652.1	2660.2	2672.3	2679.2	2678.8	2680.0	2675.9
5°	2452.5	2447.2	2471.4	2491.2	2529.1	2571.9	2623.9	2661.0	2661.8	2682.8	2688.5
7.5°	2287.5	2283.9	2311.7	2343.6	2387.5	2452.9	2537.2	2617.1	2621.9	2678.8	2698.5
10°	2155.2	2154.4	2181.4	2216.1	2267.3	2340.3	2437.2	2554.1	2561.4	2659.4	2700.1
12.5°	2051.9	2053.5	2076.9	2116.5	2170.5	2246.8	2351.6	2483.5	2495.2	2628.8	2690.9
15°	1975.7	1982.2	2001.1	2041.0	2094.3	2171.7	2279.4	2418.2	2435.9	2594.5	2685.6
17.5°	1932.1	1939.4	1952.7	1985.8	2035.8	2110.4	2212.5	2364.5	2380.7	2568.2	2686.0
20°	1919.2	1925.3	1932.9	1953.1	1995.5	2063.2	2159.6	2316.1	2333.5	2547.3	2690.1
22.5°	1944.6	1949.1	1949.9	1948.3	1974.1	2029.3	2121.3	2280.6	2299.2	2533.6	2692.9
25°	1999.1	2005.1	2000.7	1985.8	1977.3	2011.2	2101.5	2257.2	2275.8	2523.5	2687.2
27.5°	2081.0	2081.8	2078.2	2058.8	2018.9	2013.2	2095.5	2243.5	2261.3	2511.8	2675.5
30°	2192.3	2197.6	2191.1	2164.9	2099.5	2045.5	2102.8	2230.2	2246.4	2496.9	2656.6
32.5°	2322.6	2335.5	2335.1	2307.7	2214.1	2117.7	2132.6	2222.2	2234.7	2481.1	2633.6
35°	2457.7	2475.5	2508.5	2496.9	2381.1	2231.8	2189.9	2235.1	2243.5	2479.1	2617.5
37.5°	2598.1	2615.8	2684.0	2715.5	2579.9	2395.2	2280.2	2280.6	2284.7	2503.7	2616.2
40°	2744.9	2763.9	2866.3	2948.2	2837.7	2602.1	2425.9	2375.8	2371.4	2564.2	2640.0
42.5°	2950.6	2967.6	3090.6	3195.1	3123.7	2867.1	2627.1	2522.7	2513.4	2682.8	2716.3
45°	3210.8	3225.3	3356.0	3467.8	3431.1	3169.7	2880.1	2724.8	2723.1	2880.5	2870.8
47.5°	3520.2	3531.5	3648.9	3757.0	3770.3	3517.8	3197.9	3036.6	3010.3	3151.5	3110.0
50°	3842.5	3855.0	3934.9	4051.0	4149.9	3983.7	3606.9	3418.5	3383.5	3509.3	3448.8
52.5°	4055.9	4072.4	4141.8	4289.0	4576.6	4494.3	4090.6	3881.6	3828.4	3942.9	3896.5
55°	3960.7	3997.8	4103.9	4339.8	4917.9	5274.4	4687.1	4421.7	4361.6	4456.8	4429.4
57.5°	3527.9	3578.7	3723.5	4087.7	4965.9	5961.8	5589.1	5057.8	5015.5	4988.1	5000.6
60°	2736.9	2785.7	2965.2	3439.9	4631.5	6463.6	6946.4	5842.0	5780.7	5521.3	5532.6
62.5°	1937.0	1912.4	2035.4	2382.7	3763.4	6522.5	8490.9	6890.7	6689.1	6084.4	6034.8
65°	1477.1	1471.5	1526.7	1637.3	2279.4	5817.8	9411.0	8653.5	8338.4	6746.7	6629.8
67.5°	1213.7	1203.7	1258.1	1419.0	1467.9	3753.3	9431.2	10698.5	10389.2	7571.2	7317.9
70°	997.9	986.6	1037.5	1245.2	1356.5	1903.5	7937.5	11896.1	11879.6	8615.1	7837.4
71°	894.7	886.6	947.5	1178.2	1332.7	1586.4	6853.2	11899.4	11949.0	8968.5	7806.8
72.5°	728.5	731.3	795.8	1048.8	1315.0	1400.9	5036.9	11344.7	11449.6	9305.3	7528.1
75°	484.0	486.5	571.2	806.7	1275.0	1370.6	2768.3	9519.5	9712.3	9103.6	6869.4
77.5°	325.1	324.3	382.0	553.4	1110.9	1370.6	1623.2	7119.9	7331.6	7243.7	5295.8
80°	223.9	222.3	263.0	382.0	841.0	1387.2	1254.9	4989.7	5053.8	3911.9	2152.4
82.5°	137.1	138.4	171.8	269.9	572.4	1248.4	1184.7	2720.7	2650.9	1097.2	537.7
85°	78.7	78.3	109.7	182.7	367.5	1053.6	1155.2	1171.0	1074.2	330.4	194.4
87.5°	28.2	30.3	58.9	101.2	210.6	733.7	980.2	609.1	549.0	149.2	87.9
90°	0.0	0.0	0.0	0.0	0.0	0.0	0.0	0.0	0.0	0.0	0.0



REPORT NUMBER: P386637
 CATALOG NUMBER: GWC-SA2B-750-U-SL2

CANDELA DISTRIBUTION (continued):

	90°	95°	105°	115°	125°	135°	145°	155°	165°	175°	180°
0°	2676.3	2676.3	2676.3	2676.3	2676.3	2676.3	2676.3	2676.3	2676.3	2676.3	2676.3
2.5°	2673.1	2675.5	2672.7	2656.6	2642.9	2620.7	2608.2	2590.8	2585.6	2583.2	2589.6
5°	2683.2	2684.0	2660.2	2617.9	2570.3	2514.2	2473.9	2424.2	2400.8	2390.8	2397.2
7.5°	2692.5	2688.9	2636.8	2555.7	2467.8	2370.2	2283.5	2204.0	2157.6	2138.7	2140.3
10°	2693.7	2678.4	2594.9	2469.4	2333.1	2189.9	2056.8	1934.2	1856.7	1806.3	1821.6
12.5°	2681.2	2655.4	2533.2	2357.7	2168.5	1973.3	1793.4	1609.4	1498.9	1447.7	1449.3
15°	2671.5	2624.7	2457.3	2226.2	1972.1	1713.5	1467.9	1251.7	1133.9	1081.4	1056.8
17.5°	2663.4	2591.6	2369.4	2078.2	1740.1	1412.2	1116.9	924.1	859.6	844.2	837.8
20°	2652.1	2556.5	2271.4	1906.7	1475.9	1075.0	815.6	720.4	720.8	738.6	741.0
22.5°	2636.4	2516.6	2166.9	1714.3	1192.4	782.9	639.3	611.9	639.7	673.6	679.7
25°	2613.0	2469.4	2050.7	1501.7	909.2	601.8	546.2	545.0	578.8	614.3	619.6
27.5°	2579.9	2407.7	1921.6	1273.4	670.0	511.5	489.3	497.8	522.8	548.6	550.6
30°	2535.6	2335.9	1779.3	1032.6	525.2	455.4	453.0	460.6	476.0	494.1	495.7
32.5°	2486.8	2262.9	1627.2	799.5	449.8	425.2	427.6	431.2	438.5	445.7	447.3
35°	2442.4	2188.3	1471.5	607.5	413.9	405.4	403.8	403.0	403.8	401.4	401.8
37.5°	2413.8	2126.6	1309.3	483.6	393.3	388.0	383.2	377.1	370.3	366.3	367.1
40°	2403.3	2080.6	1145.2	417.9	376.3	372.7	363.4	350.5	342.5	340.0	340.0
42.5°	2431.5	2056.8	986.6	384.8	362.2	356.2	340.8	325.9	319.9	319.5	319.1
45°	2517.8	2066.5	835.8	366.7	349.3	337.6	317.5	304.9	300.9	301.7	301.3
47.5°	2672.7	2127.4	706.7	354.6	336.4	321.1	298.5	288.4	283.6	283.6	284.0
50°	2936.1	2269.8	603.8	344.5	325.5	305.8	284.8	272.3	265.8	265.4	265.4
52.5°	3319.7	2524.7	539.7	336.0	313.4	292.0	271.1	255.3	247.7	246.1	245.2
55°	3800.5	2890.1	522.0	330.4	297.3	277.1	254.5	238.8	230.3	226.7	226.3
57.5°	4338.2	3334.6	557.1	323.5	280.7	259.4	236.4	221.4	212.6	208.1	207.7
60°	4882.4	3819.9	700.2	313.8	267.0	240.0	217.8	204.1	195.2	190.4	189.6
62.5°	5427.3	4331.4	992.7	313.0	257.3	221.4	198.9	187.2	178.7	173.4	172.2
65°	6042.1	4891.2	1325.1	334.4	254.1	204.5	179.5	170.2	163.0	158.1	157.7
67.5°	6747.9	5523.3	1293.2	378.4	265.0	189.2	161.3	154.1	148.8	144.8	144.4
70°	7079.1	5424.5	803.9	409.4	280.3	174.3	144.0	138.8	134.7	131.9	130.7
71°	6940.4	5150.6	674.0	405.8	278.7	167.8	137.1	133.1	129.1	126.7	125.4
72.5°	6562.0	4697.2	562.3	377.6	260.6	156.1	128.3	124.2	120.6	117.8	117.0
75°	5888.4	4195.0	450.2	301.7	207.7	131.9	112.5	108.1	105.3	103.7	102.1
77.5°	4328.5	2993.8	348.1	238.4	152.9	107.7	96.0	92.8	90.0	87.5	86.3
80°	1658.2	1159.7	234.4	177.9	112.1	85.1	77.4	75.8	73.0	71.4	71.4
82.5°	446.5	346.5	125.0	107.7	75.0	62.1	59.3	58.5	56.1	52.8	53.2
85°	180.7	152.9	70.2	59.3	46.0	36.7	39.9	40.3	37.5	33.5	33.9
87.5°	79.5	64.9	39.1	26.2	20.2	14.1	18.2	18.2	16.5	13.7	12.5
90°	0.0	0.0	0.0	0.0	0.0	0.0	0.0	0.0	0.0	0.0	0.0

Signify Classified - Internal
Cooper Lighting Solutions Photometric Lab
1121 Highway 74 South
Peachtree City, GA 30269

Scaled Data Report



Report Generated By 670245982

Signify Classified - Internal
Cooper Lighting Solutions Photometric Lab
1121 Highway 74 South
Peachtree City, GA 30269

Scaled Data Report



Signify Classified - Internal
Cooper Lighting Solutions Photometric Lab
1121 Highway 74 South
Peachtree City, GA 30269

Scaled Data Report



Signify Classified - Internal
Cooper Lighting Solutions Photometric Lab
1121 Highway 74 South
Peachtree City, GA 30269

Scaled Data Report





--- HS — SS

Signify Classified - Internal
Cooper Lighting Solutions Photometric Lab
1121 Highway 74 South
Peachtree City, GA 30269

Scaled Data Report



u

Signify Classified - Internal
Cooper Lighting Solutions Photometric Lab
1121 Highway 74 South
Peachtree City, GA 30269

Scaled Data Report



Signify Classified - Internal
Cooper Lighting Solutions Photometric Lab
1121 Highway 74 South
Peachtree City, GA 30269

Scaled Data Report



(END OF REPORT)